

2014 Australian Superbike Championships



Round 2

Phillip Island GP Circuit

July 19 & 20

PRODUCTION / FORMULA 400

Qualifying



Date: 19/07/14
 Event: Q01
 Weather: Fine & partly cloudy - 12.6C
 Track: Almost dry - Temp: 19.4C

Started at: 11:40:00
 Laps: 20 Min
 Starters: 20
 Printed at: 13:24

PROVISIONAL CLASSIFICATION

Pos	No	Name	Class	Machine	Fastest Lap	On Lap	Behind Prev	Behind Leader	Top Speed
1	39	Brian BEZZINA (VIC) / Motorcycle Movers	F4	Honda CBR 400	1:53.299	6 of 9			197
2	83	Lachlan EPIS (NSW)		Honda CBR 500	1:58.399	5 of 10	5.100	5.100	183
3	38	Greg EPIS (NSW) / ResponseRE / Blue Tongue Finance / WRP / Shock Treatment	3PR	Kawasaki Ninja 300	1:59.311	6 of 8	.912	6.012	170
4	77	Mitch KAVNEY (NSW) / Bullet Racing / Pirteck Muswellbrook / Creative Embroidery	3PR	Kawasaki Ninja 300	1:59.854	9 of 10	.543	6.555	176
5	48	Tim BOUJOS (WA) / Trakdayz / Artilect / M&M Plumbing / One2One / Helmet House	2PR	Kawasaki Ninja 250	2:01.709	5 of 8	1.855	8.410	166
6	98	Josh McHENRY (VIC) / Tricomms National / Xtech / MotoV8 / City Edge M-cycles	2PR	Kawasaki Ninja 250	2:01.866	10 of 10	.157	8.567	160
7	67	Adam NICOLSON (VIC)	F4	Kawasaki ZXR 400	2:02.351	4 of 9	.485	9.052	200
8	93	Jessica DERRIN (WA) / Trakdayz / Artilect / M&M Plumbing / One2One / Helmet House	2PR	Kawasaki Ninja 250	2:03.952	9 of 10	1.601	10.653	165
9	H	Harrick SIMONS (NZ) / Response RE/ Racesupplies.co.nz / Motoxtreme / Mum	2PR	Kawasaki Ninja 250	2:04.698	9 of 9	.746	11.399	167
10	59	Melanie CROCKFORD (WA)	3PR	Kawasaki Ninja 300	2:05.387	9 of 9	.689	12.088	178
11	21	Ililish ROSS (VIC) / Chas Hern Racing / Adrenalin Performance / RST/ BELL / AFAM/ EK	2PR	Kawasaki Ninja 250	2:05.833	9 of 9	.446	12.534	164
12	61	Mark FERRARI (VIC) / Ferrari Dental Care	2PR	Kawasaki Ninja 250	2:05.877	9 of 9	.044	12.578	161
13	K	Kagan SIMONS (NZ) / Response RE/ Racesupplies.co.nz / Motoxtreme / Mum	2PR	Kawasaki Ninja 250	2:08.292	6 of 9	2.415	14.993	162
14	86	Luke DAVIES (VIC)	2PR	Kawasaki Ninja 250	2:09.660	9 of 9	1.368	16.361	155
15	47	Jack GALLAGHER (VIC) / Mask Imagery / Book On	2PR	Kawasaki Ninja 250	2:11.968	9 of 9	2.308	18.669	158
16	13	Chris GALLAGHER (VIC) / Mask Imagery / Book On	2PR	Kawasaki Ninja 250	2:12.950	6 of 9	.982	19.651	160
17	36	Grant JORDAN (NSW) / Reliance Motorsport Aberdeen	2PR	Kawasaki Ninja 250	2:15.123	2 of 3	2.173	21.824	156
18	11	Luke SANDERS (VIC)	2PR	Kawasaki Ninja 250	2:17.721	3 of 8	2.598	24.422	163

Qualifying Time: 2:19.965

Non-qualifiers

DNQ	99	Tyler FERRARI (VIC) / Ferrari Dental Care	2PR	Kawasaki Ninja 250	2:27.185	7 of 8	9.464	33.886	157
DNQ	17	Helen PARKER (WA)	2PR	Kawasaki Ninja 250	2:31.891	8 of 8	4.706	38.592	150


Current best lap for F400 class - 1:45.635 by Steve TOZER (VIC) on a Kawasaki ZXR 400 set on 17/11/07

New best lap for PRN class - Previous: 1:59.794 by Tim BOUJOS (WA) on a Kawasaki Ninja set on 06/10/13

*** 250cc Production qualifying time = 2:19.965. Non-qualifiers (Nos. 99 & 17) given permission to start from Clerk of Course ***

The results are provisional until the end of the time limit for protests and appeals.


 Chief Time Keeper - Scott Laing


 Clerk of Course - Tom Williams

Computime Race Timing Systems Pty Ltd © 1996
 Licensed to Computime Race Timing Systems

www.computime.com.au

COMPUTIME RACE TIMING SYSTEMS PTY LTD

9 Timber Lane, Glen Waverley, Vic 3150. Ph : 0418 17 13 17

E-mail : scott@computime.com.au



2014 Australian Superbike Championships



Round 2 Phillip Island GP Circuit July 19 & 20



PRODUCTION / FORMULA 400

Qualifying

Date: 19/07/14
Event: Q01
Weather: Fine & partly cloudy - 12.6C
Track: Almost dry - Temp: 19.4C

Started at: 11:40:00
Laps: 20 Min
Starters: 20
Printed at: 13:24

PROVISIONAL LAP TIMES

No	Name	Lap 1	Lap 2	Lap 3	Lap 4	Lap 5	Lap 6	Lap 7	Lap 8	Lap 9	Lap 10
H	Harrick SIMONS (NZ)	2:38.481	2:12.487	2:07.332	2:06.438	2:04.852	2:05.016	2:05.164	2:06.128	2:04.698	
K	Kagan SIMONS (NZ)	2:41.110	2:18.433	2:13.189	2:11.140	2:09.853	2:08.292	2:09.504	2:08.980	2:09.826	
11	Luke SANDERS (VIC)	2:35.024	2:20.916	2:17.721	2:19.244	2:21.154	2:19.920	2:20.136	2:21.177		
13	Chris GALLAGHER (VIC)	2:33.023	2:14.083	2:13.511	2:14.253	2:13.137	2:12.950	2:13.970	2:14.646	2:13.749	
17	Helen PARKER (WA)	2:48.323	2:38.101	2:37.395	2:37.314	2:33.982	2:34.886	2:34.090	2:31.891		
21	Ililish ROSS (VIC)	2:22.542	2:09.769	2:07.237	2:08.025	2:07.998	2:06.866	2:06.197	2:06.115	2:05.833	
36	Grant JORDAN (NSW)	2:28.354	2:15.123	2:27.771							
38	Greg EPIS (NSW)	2:13.165	2:01.968	1:59.714	2:00.036	1:59.986	1:59.311	2:00.516	2:48.235		
39	Brian BEZZINA (VIC)	2:21.917	3:05.355	2:05.392	1:55.331	1:53.349	1:53.299	1:54.128	2:00.331	2:01.827	
47	Jack GALLAGHER (VIC)	2:28.976	2:17.240	2:16.443	2:16.184	2:14.257	2:14.241	2:13.906	2:13.375	2:11.968	
48	Tim BOUJOS (WA)	2:56.787	2:06.773	2:04.445	2:03.324	2:01.709	2:01.711	2:01.883	2:03.140		
59	Melanie CROCKFORD (WA)	2:24.535	2:08.416	2:08.695	2:09.574	2:09.663	2:08.301	2:08.175	2:06.622	2:05.387	
61	Mark FERRARI (VIC)	2:25.277	2:09.749	2:08.870	2:09.186	2:07.910	2:08.448	2:07.838	2:07.526	2:05.877	
67	Adam NICOLSON (VIC)	2:30.126	2:07.421	2:04.392	2:02.351	2:04.560	2:02.605	2:03.169	2:02.783	2:06.780	
77	Mitch KAVNEY (NSW)	2:17.020	2:04.006	2:02.011	2:02.062	2:02.265	2:00.882	2:01.120	2:00.008	1:59.854	2:00.346
83	Lachlan EPIS (NSW)	2:13.866	2:00.792	1:58.759	1:59.512	1:58.399	1:58.430	2:00.042	1:58.821	1:59.230	1:59.506
86	Luke DAVIES (VIC)	2:24.947	2:13.689	2:12.722	2:11.834	2:11.128	3:07.961	2:29.863	2:12.194	2:09.660	
93	Jessica DERRIN (WA)	2:20.278	2:07.730	2:06.906	2:05.200	2:05.579	2:05.063	2:04.869	2:04.088	2:03.952	2:04.657
98	Josh McHENRY (VIC)	2:18.771	2:05.058	2:02.992	2:02.934	2:03.412	2:03.197	2:14.502	2:03.791	2:02.129	2:01.866
99	Tyler FERRARI (VIC)	2:41.996	2:31.964	2:30.338	2:29.826	2:29.283	2:28.766	2:27.185	2:27.985		

*** 250cc Production qualifying time = 2:19.965. Non-qualifiers (Nos. 99 & 17) given permission to start from Clerk of Course ***

The results are provisional until the end of the time limit for protests and appeals.

Chief Time Keeper - Scott Laing

Clerk of Course - Tom Williams




Computime Race Timing Systems Pty Ltd © 1996
Licensed to Computime Race Timing Systems

www.computime.com.au

COMPUTIME RACE TIMING SYSTEMS PTY LTD

9 Timber Lane, Glen Waverley, Vic 3150. Ph : 0418 17 13 17

E-mail : scott@computime.com.au



2014 Australian Superbike Championships



Round 2 Phillip Island GP Circuit July 19 & 20



PRODUCTION / FORMULA 400

Qualifying

Date: 19/07/14
Event: Q01
Weather: Fine & partly cloudy - 12.6C
Track: Almost dry - Temp: 19.4C

Started at: 11:40:00
Laps: 20 Min
Starters: 20
Printed at: 13:24

PROVISIONAL SPLIT TIMES

Lap	Split 1	Split 2	Split 3	Split 4	Lap Time	Spd	Lap	Split 1	Split 2	Split 3	Split 4	Lap Time	Spd
H Harrick SIMONS (NZ) (9th)							8	41.320	56.073	37.253		2:14.646	159
1	59.450	1:39.031			2:38.481		9	41.580	54.797	37.372		2:13.749	158
2	42.487	1:30.000			2:12.487	166	17 Helen PARKER (WA) (DNQ)						
3	39.878	52.658	34.796		2:07.332	163	1	1:00.995	1:47.328			2:48.323	
4	38.960	52.199	35.279		2:06.438	163	2	48.766	1:06.481	42.854		2:38.101	150
5	38.783	51.094	34.975		2:04.852	163	3	49.427	1:04.804	43.164		2:37.395	148
6	38.484	51.093	35.439		2:05.016	163	4	49.796	1:04.614	42.904		2:37.314	137
7	39.003	51.161	35.000		2:05.164	165	5	48.757	1:03.185	42.040		2:33.982	142
8	39.151	52.232	34.745		2:06.128	167	6	49.189	1:03.536	42.161		2:34.886	148
9	38.661	51.114	34.923		2:04.698	164	7	48.214	1:03.293	42.583		2:34.090	144
K Kagan SIMONS (NZ) (13th)							8	47.675	1:02.828	41.388		2:31.891	148
1	55.840	1:45.270			2:41.110		21 Ilish ROSS (VIC) (11th)						
2	44.329	1:34.104			2:18.433	155	1	51.099	1:31.443			2:22.542	
3	41.971	54.224	36.994		2:13.189	157	2	40.390	1:29.379			2:09.769	163
4	41.192	53.592	36.356		2:11.140	157	3	38.823	52.953	35.461		2:07.237	164
5	40.349	52.912	36.592		2:09.853	158	4	39.711	52.360	35.954		2:08.025	160
6	39.715	52.594	35.983		2:08.292	161	5	39.484	52.547	35.967		2:07.998	160
7	40.286	53.143	36.075		2:09.504	161	6	39.032	52.063	35.771		2:06.866	162
8	39.940	52.957	36.083		2:08.980	162	7	39.154	51.896	35.147		2:06.197	161
9	40.056	53.436	36.334		2:09.826	161	8	39.037	52.110	34.968		2:06.115	162
11 Luke SANDERS (VIC) (18th)							9	38.674	51.550	35.609		2:05.833	163
1	52.771	1:42.253			2:35.024		36 Grant JORDAN (NSW) (17th)						
2	43.959	57.855	39.102		2:20.916	160	1	53.324	1:35.030			2:28.354	
3	43.054	56.478	38.189		2:17.721	160	2	42.407	1:32.716			2:15.123	156
4	42.024	56.958	40.262		2:19.244	160	3	41.216	53.300	53.255		2:27.771	154
5	43.537	57.662	39.955		2:21.154	158	38 Greg EPIS (NSW) (3rd)						
6	42.437	57.674	39.809		2:19.920	163	1	46.981	1:26.184			2:13.165	
7	42.660	56.983	40.493		2:20.136	162	2	37.840	1:24.128			2:01.968	170
8	43.870	57.859	39.448		2:21.177	160	3	37.313	48.841	33.560		1:59.714	170
13 Chris GALLAGHER (VIC) (16th)							4	37.511	48.817	33.708		2:00.036	168
1	55.869	1:37.154			2:33.023		5	37.679	48.816	33.491		1:59.986	166
2	41.798	1:32.285			2:14.083	156	6	37.257	48.441	33.613		1:59.311	168
3	40.346	55.495	37.670		2:13.511	157	7	37.434	49.427	33.655		2:00.516	167
4	41.800	55.095	37.358		2:14.253	154	8	37.272	49.360	1:21.603		2:48.235	167
5	41.515	54.551	37.071		2:13.137	156	39 Brian BEZZINA (VIC) (1st)						
6	40.392	1:32.558			2:12.950	160							
7	41.054	55.510	37.406		2:13.970	159							

Scott Laing
Chief Time Keeper - Scott Laing

Tom Williams
Clerk of Course - Tom Williams




Computime Race Timing Systems Pty Ltd © 1996
Licensed to Computime Race Timing Systems

www.computime.com.au

COMPUTIME RACE TIMING SYSTEMS PTY LTD

9 Timber Lane, Glen Waverley, Vic 3150. Ph : 0418 17 13 17

E-mail : scott@computime.com.au



2014 Australian Superbike Championships



Round 2 Phillip Island GP Circuit July 19 & 20



PRODUCTION / FORMULA 400

Qualifying

Date: 19/07/14
Event: Q01
Weather: Fine & partly cloudy - 12.6C
Track: Almost dry - Temp: 19.4C

Started at: 11:40:00
Laps: 20 Min
Starters: 20
Printed at: 13:24

PROVISIONAL SPLIT TIMES

Lap	Split 1	Split 2	Split 3	Split 4	Lap Time	Spd	Lap	Split 1	Split 2	Split 3	Split 4	Lap Time	Spd
1	52.784	1:29.133			2:21.917		9	38.315	51.738	35.334		2:05.387	178
2	38.982	2:26.373			3:05.355	161							
3	44.301	48.796	32.295		2:05.392		61 Mark FERRARI (VIC) (12th)						
4	35.418	47.757	32.156		1:55.331	194	1	51.128	1:34.149			2:25.277	
5	34.915	46.560	31.874		1:53.349	194	2	40.386	1:29.363			2:09.749	160
6	35.030	46.962	31.307		1:53.299	194	3	40.344	52.395	36.131		2:08.870	154
7	35.174	46.291	32.663		1:54.128	196	4	40.311	52.569	36.306		2:09.186	154
8	35.246	53.215	31.870		2:00.331	195	5	39.603	52.254	36.053		2:07.910	157
9	37.767	51.793	32.267		2:01.827	197	6	39.787	52.471	36.190		2:08.448	155
							7	39.549	52.342	35.947		2:07.838	157
47 Jack GALLAGHER (VIC) (15th)							8	39.681	51.909	35.936		2:07.526	156
1	53.184	1:35.792			2:28.976		9	38.679	51.576	35.622		2:05.877	161
2	44.214	1:33.026			2:17.240	153							
3	43.496	55.478	37.469		2:16.443	152	67 Adam NICOLSON (VIC) (7th)						
4	43.117	54.926	38.141		2:16.184	153	1	55.956	1:34.170			2:30.126	
5	42.791	54.631	36.835		2:14.257	155	2	39.954	53.005	34.462		2:07.421	195
6	42.660	54.884	36.697		2:14.241	154	3	38.386	51.557	34.449		2:04.392	198
7	42.195	55.462	36.249		2:13.906	156	4	38.204	50.373	33.774		2:02.351	194
8	42.991	53.959	36.425		2:13.375	158	5	37.199	52.817	34.544		2:04.560	199
9	41.990	53.885	36.093		2:11.968	156	6	38.067	1:24.538			2:02.605	198
							7	37.809	51.627	33.733		2:03.169	198
48 Tim BOUJOS (WA) (5th)							8	37.570	51.703	33.510		2:02.783	200
1	1:26.748	1:30.039			2:56.787		9	37.886	53.231	35.663		2:06.780	199
2	40.278	51.216	35.279		2:06.773	158							
3	38.924	50.286	35.235		2:04.445	160	77 Mitch KAVNEY (NSW) (4th)						
4	38.995	49.811	34.518		2:03.324	156	1	49.579	1:27.441			2:17.020	
5	38.175	49.625	33.909		2:01.709	160	2	38.718	1:25.288			2:04.006	176
6	37.824	49.569	34.318		2:01.711	166	3	38.058	49.813	34.140		2:02.011	172
7	38.213	49.593	34.077		2:01.883	162	4	38.123	49.777	34.162		2:02.062	174
8	38.210	49.793	35.137		2:03.140	163	5	38.223	49.966	34.076		2:02.265	174
							6	37.855	49.260	33.767		2:00.882	174
59 Melanie CROCKFORD (WA) (10th)							7	37.780	49.709	33.631		2:01.120	174
1	52.056	1:32.479			2:24.535		8	37.112	49.428	33.468		2:00.008	174
2	39.065	1:29.351			2:08.416	178	9	37.296	48.862	33.696		1:59.854	174
3	39.165	53.334	36.196		2:08.695	176	10	37.179	48.859	34.308		2:00.346	175
4	39.343	53.831	36.400		2:09.574	174							
5	39.384	54.246	36.033		2:09.663	176	83 Lachlan EPIS (NSW) (2nd)						
6	40.019	52.861	35.421		2:08.301	176	1	47.949	1:25.917			2:13.866	
7	39.962	52.919	35.294		2:08.175	178	2	37.580	1:23.212			2:00.792	179
8	39.133	52.558	34.931		2:06.622	178	3	37.215	48.822	32.722		1:58.759	178

Scott Laing
Chief Time Keeper - Scott Laing

Tom Williams
Clerk of Course - Tom Williams



Computime Race Timing Systems Pty Ltd © 1996
Licensed to Computime Race Timing Systems

www.computime.com.au

COMPUTIME RACE TIMING SYSTEMS PTY LTD

9 Timber Lane, Glen Waverley, Vic 3150. Ph : 0418 17 13 17

E-mail : scott@computime.com.au



2014 Australian Superbike Championships



Round 2 Phillip Island GP Circuit July 19 & 20



PRODUCTION / FORMULA 400

Qualifying

Date: 19/07/14
Event: Q01
Weather: Fine & partly cloudy - 12.6C
Track: Almost dry - Temp: 19.4C

Started at: 11:40:00
Laps: 20 Min
Starters: 20
Printed at: 13:24

PROVISIONAL SPLIT TIMES

Lap	Split 1	Split 2	Split 3	Split 4	Lap Time	Spd	Lap	Split 1	Split 2	Split 3	Split 4	Lap Time	Spd
4	37.096	48.938	33.478		1:59.512	179	8	<u>38.311</u>	51.240	<u>34.537</u>		2:04.088	164
5	36.938	<u>48.309</u>	33.152		<u>1:58.399</u>	175	9	38.373	50.916	34.663		<u>2:03.952</u>	165
6	36.803	48.699	32.928		1:58.430	178	10	38.902	<u>50.752</u>	35.003		2:04.657	162
7	37.026	49.237	33.779		2:00.042	181							
8	37.023	48.665	33.133		1:58.821	176	98 Josh McHENRY (VIC) (6th)						
9	36.740	49.516	32.974		1:59.230	183	1	51.684	1:27.087			2:18.771	
10	<u>36.588</u>	48.974	33.944		1:59.506	183	2	39.312	1:25.746			2:05.058	159
							3	38.699	50.089	34.204		2:02.992	160
86 Luke DAVIES (VIC) (14th)							4	39.006	49.931	33.997		2:02.934	158
1	51.160	1:33.787			2:24.947		5	38.640	50.324	34.448		2:03.412	159
2	42.269	1:31.420			2:13.689	155	6	38.988	1:24.209			2:03.197	157
3	41.966	53.950	36.806		2:12.722	154	7	49.409	50.593	34.500		2:14.502	
4	41.680	53.695	36.459		2:11.834	155	8	38.790	50.447	34.554		2:03.791	160
5	41.403	53.603	36.122		2:11.128	155	9	38.406	49.753	<u>33.970</u>		2:02.129	159
6	41.514	54.545	1:31.902		3:07.961	155	10	<u>38.307</u>	<u>49.463</u>	34.096		<u>2:01.866</u>	159
7	55.542	56.750	37.571		2:29.863								
8	42.072	54.073	36.049		2:12.194	139	99 Tyler FERRARI (VIC) (DNQ)						
9	<u>41.008</u>	<u>53.060</u>	<u>35.592</u>		<u>2:09.660</u>	155	1	55.229	1:46.767			2:41.996	
							2	47.051	1:02.926	41.987		2:31.964	157
93 Jessica DERRIN (WA) (8th)							3	46.576	1:01.744	42.018		2:30.338	153
1	51.415	1:28.863			2:20.278		4	46.600	1:01.730	41.496		2:29.826	151
2	39.322	1:28.408			2:07.730	164	5	46.374	1:01.629	41.280		2:29.283	153
3	39.135	51.951	35.820		2:06.906	163	6	46.330	1:01.462	40.974		2:28.766	155
4	38.916	51.130	35.154		2:05.200	162	7	<u>45.229</u>	1:01.213	<u>40.743</u>		<u>2:27.185</u>	157
5	39.217	51.138	35.224		2:05.579	160	8	45.972	<u>1:00.377</u>	41.636		2:27.985	156
6	39.098	50.823	35.142		2:05.063	162							
7	38.780	51.163	34.926		2:04.869	162							

*** 250cc Production qualifying time = 2:19.965. Non-qualifiers (Nos. 99 & 17) given permission to start from Clerk of Course ***

The results are provisional until the end of the time limit for protests and appeals.

Scott Laing
Chief Time Keeper - Scott Laing

Tom Williams
Clerk of Course - Tom Williams



Computime Race Timing Systems Pty Ltd © 1996
Licensed to Computime Race Timing Systems
www.computime.com.au
COMPUTIME RACE TIMING SYSTEMS PTY LTD
9 Timber Lane, Glen Waverley, Vic 3150. Ph : 0418 17 13 17
E-mail : scott@computime.com.au



2014 Australian Superbike Championships



Round 2 Phillip Island GP Circuit July 19 & 20



PRODUCTION / FORMULA 400

Qualifying

Date: 19/07/14
Event: Q01
Weather: Fine & partly cloudy - 12.6C
Track: Almost dry - Temp: 19.4C

Started at: 11:40:00
Laps: 20 Min
Starters: 20
Printed at: 13:24

PROVISIONAL FASTEST LAPS SEQUENCE

Race Time	No	Name	Machine	Fastest Lap	On Lap
2:50.636	36	Grant JORDAN (NSW)	Kawasaki Ninja 250	2:28.354	1
3:04.519	98	Josh McHENRY (VIC)	Kawasaki Ninja 250	2:18.771	1
3:07.281	83	Lachlan EPIS (NSW)	Honda CBR 500	2:13.866	1
3:12.218	38	Greg EPIS (NSW)	Kawasaki Ninja 300	2:13.165	1
5:08.073	83	Lachlan EPIS (NSW)	Honda CBR 500	2:00.792	2
7:06.832	83	Lachlan EPIS (NSW)	Honda CBR 500	1:58.759	3
10:41.652	39	Brian BEZZINA (VIC)	Honda CBR 400	1:55.331	4
12:35.001	39	Brian BEZZINA (VIC)	Honda CBR 400	1:53.349	5
14:28.300	39	Brian BEZZINA (VIC)	Honda CBR 400	1:53.299	6

*** 250cc Production qualifying time = 2:19.965. Non-qualifiers (Nos. 99 & 17) given permission to start from Clerk of Course ***

The results are provisional until the end of the time limit for protests and appeals.

Chief Time Keeper - Scott Laing

Clerk of Course - Tom Williams




Computime Race Timing Systems Pty Ltd © 1996
Licensed to Computime Race Timing Systems

www.computime.com.au

COMPUTIME RACE TIMING SYSTEMS PTY LTD

9 Timber Lane, Glen Waverley, Vic 3150. Ph : 0418 17 13 17

E-mail : scott@computime.com.au



2014 Australian Superbike Championships



Round 2

Phillip Island GP Circuit

July 19 & 20

PRODUCTION / FORMULA 400

Qualifying



Date: 19/07/14
 Event: Q01
 Weather: Fine & partly cloudy - 12.6C
 Track: Almost dry - Temp: 19.4C

Started at: 11:40:00
 Laps: 20 Min
 Starters: 20
 Printed at: 13:24

PROVISIONAL BEST PARTIAL TIMES

Pos	Split 1		Split 2		Split 3		Split 4		LAP		Ideal	Fastest
	Name	Time	Name	Time	Name	Time	Name	Time	Name	Time		
1	B. BEZZINA	34.915	B. BEZZINA	46.291	B. BEZZINA	31.307			B. BEZZINA	1:52.513	1:53.299	
2	L. EPIS	36.588	L. EPIS	48.309	L. EPIS	32.722			L. EPIS	1:57.619	1:58.399	
3	M. KAVNEY	37.112	G. EPIS	48.441	M. KAVNEY	33.468			G. EPIS	1:59.189	1:59.311	
4	A. NICOLSON	37.199	M. KAVNEY	48.859	G. EPIS	33.491			M. KAVNEY	1:59.439	1:59.854	
5	G. EPIS	37.257	T. BOUJOS	49.431	A. NICOLSON	33.510			A. NICOLSON	2:01.082	2:02.351	
6	T. BOUJOS	37.824	J. McHENRY	49.463	T. BOUJOS	33.909			T. BOUJOS	2:01.164	2:01.709	
7	J. McHENRY	38.307	A. NICOLSON	50.373	J. McHENRY	33.970			J. McHENRY	2:01.740	2:01.866	
8	J. DERRIN	38.311	J. DERRIN	50.752	J. DERRIN	34.537			J. DERRIN	2:03.600	2:03.952	
9	M. CROCKFO	38.315	H. SIMONS	51.093	H. SIMONS	34.745			H. SIMONS	2:04.322	2:04.698	
10	H. SIMONS	38.484	I. ROSS	51.550	M. CROCKFO	34.931			M. CROCKFO	2:04.984	2:05.387	
11	I. ROSS	38.674	M. FERRARI	51.576	I. ROSS	34.968			I. ROSS	2:05.192	2:05.833	
12	M. FERRARI	38.679	M. CROCKFO	51.738	L. DAVIES	35.592			M. FERRARI	2:05.877	2:05.877	
13	K. SIMONS	39.715	K. SIMONS	52.594	M. FERRARI	35.622			K. SIMONS	2:08.292	2:08.292	
14	C. GALLAGHE	40.346	L. DAVIES	53.060	K. SIMONS	35.983			L. DAVIES	2:09.660	2:09.660	
15	L. DAVIES	41.008	G. JORDAN	53.300	J. GALLAGHE	36.093			J. GALLAGHE	2:11.968	2:11.968	
16	G. JORDAN	41.216	J. GALLAGHE	53.885	C. GALLAGHE	37.071			C. GALLAGHE	2:11.968	2:12.950	
17	J. GALLAGHE	41.990	C. GALLAGHE	54.551	L. SANDERS	38.189			G. JORDAN	2:15.123	2:15.123	
18	L. SANDERS	42.024	L. SANDERS	56.478	T. FERRARI	40.743			L. SANDERS	2:16.691	2:17.721	
19	T. FERRARI	45.229	T. FERRARI	1:00.3	H. PARKER	41.388			T. FERRARI	2:26.349	2:27.185	
20	H. PARKER	47.675	H. PARKER	1:02.8	G. JORDAN	53.255			H. PARKER	2:31.891	2:31.891	

*** 250cc Production qualifying time = 2:19.965. Non-qualifiers (Nos. 99 & 17) given permission to start from Clerk of Course ***

The results are provisional until the end of the time limit for protests and appeals.

Scott Laing
 Chief Time Keeper - Scott Laing

Tom Williams
 Clerk of Course - Tom Williams



Computime Race Timing Systems Pty Ltd © 1996
 Licensed to Computime Race Timing Systems
www.computime.com.au
COMPUTIME RACE TIMING SYSTEMS PTY LTD
 9 Timber Lane, Glen Waverley, Vic 3150. Ph : 0418 17 13 17
 E-mail : scott@computime.com.au

2014 Australian Superbike Championships



Round 2 Phillip Island GP Circuit July 19 & 20



PRODUCTION / FORMULA 400
EVENTS 1, 4, & 9

Date: 19/07/14
Event: Q01
Weather: Fine & partly cloudy - 12.6C
Track: Almost dry - Temp: 19.4C

Started at: 11:40:00
Laps: 20 Min
Starters: 20
Printed at: 13:25

PROVISIONAL GRID SHEET



1	39 B. BEZZINA 1:53.299	2	83 L. EPIS 1:58.399	3	38 G. EPIS 1:59.311
2	77 M. KAVNEY 1:59.854	5	48 T. BOUJOS 2:01.709	6	98 J. McHENRY 2:01.866
3	67 A. NICOLSON 2:02.351	8	93 J. DERRIN 2:03.952	9	H H. SIMONS 2:04.698
4	59 M. CROCKFORD 2:05.387	11	21 I. ROSS 2:05.833	12	61 M. FERRARI 2:05.877
5	K K. SIMONS 2:08.292	14	86 L. DAVIES 2:09.660	15	47 J. GALLAGHER 2:11.968
6	13 C. GALLAGHER 2:12.950	17	36 G. JORDAN 2:15.123	18	11 L. SANDERS 2:17.721
7	99 T. FERRARI 2:27.185	20	17 H. PARKER 2:31.891	21	40 C. WHITE

*** 250cc Production qualifying time = 2:19.965. Non-qualifiers (Nos. 99 & 17) given permission to start from Clerk of Course ***

The results are provisional until the end of the time limit for protests and appeals.

Scott Laing
Chief Time Keeper - Scott Laing

Tom Williams
Clerk of Course - Tom Williams



Computime Race Timing Systems Pty Ltd © 1996
Licensed to Computime Race Timing Systems

www.computime.com.au

COMPUTIME RACE TIMING SYSTEMS PTY LTD

9 Timber Lane, Glen Waverley, Vic 3150. Ph : 0418 17 13 17

E-mail : scott@computime.com.au

